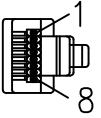
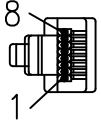
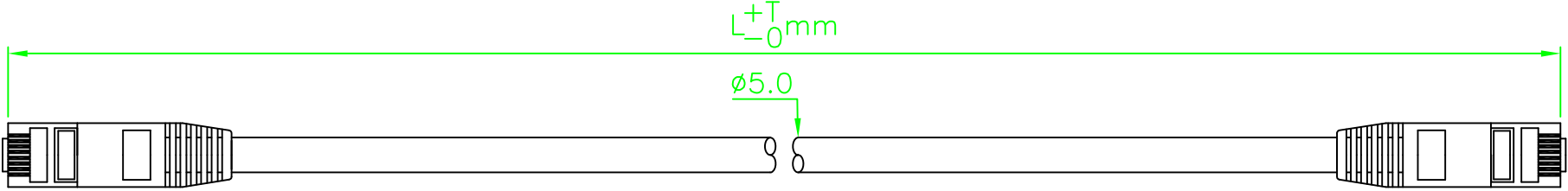


REV	DESCRIPTION	DATE
0	ISSUE	11/14/04



RJ45(8P8C) 1		RJ45(8P8C) 2
1	WHITE/ORANGE	1
2	ORANGE	2
3	WHITE/GREEN	3
4	BLUE	4
5	WHITE/BLUE	5
6	GREEN	6
7	WHITE/BROWN	7
8	BROWN	8

Standard lengths shown,
other lengths available

FREQ (MHz)	Insertion Loss (dB/100m)	NEXT (dB)	PSNEXT (dB)	ACR (dB/100m)	PSACR (dB/100m)	ELFEXT (dB/100m)	PSELFEXT (dB/100m)	RL (dB)
	Max.	Min.	Min.	Min.	Min.	Min.	Min.	Min.
1.0	2.4	65.3	62.3	62.9	59.9	63.8	60.8	20.0
4.0	4.9	56.3	53.3	51.4	48.4	51.7	48.7	23.0
8.0	6.9	51.8	48.8	44.9	41.9	45.7	42.7	24.5
10.0	7.8	50.3	47.3	42.5	39.5	43.8	40.8	25.0
16.0	9.9	47.3	44.3	37.4	34.4	39.7	36.7	25.0
20.0	11.1	45.8	42.8	34.7	31.7	37.7	34.7	25.0
25.0	12.5	44.3	41.3	31.8	28.8	35.8	32.8	24.2
31.25	14.1	42.9	39.9	28.8	25.8	33.9	30.9	23.3
62.5	20.4	38.4	35.4	18.0	15.0	27.8	24.8	20.7
100.0	26.4	35.3	32.3	8.9	5.9	23.8	20.8	19.0

PCE5B025CC	7620	100
PCE5B014CC	4267	75
PCE5B010CC	3048	75
PCE5B007CC	2134	50
PCE5B005CC	1524	50
PCE5B003CC	915	20
PCE5B001CC	305	10
P/N.	L(mm)	T(mm)

Part Numbering
PCE5 = Patch Cord Enhanced Category 5
B = Boot
XXX = Length in Feet
CC = Two digit code for jacket color
Bulk cable CM rated and 3P verified to ANSI/TIA/EIA-568 for Cat5e Patch cable
RoHS Compliant

LIBERTY AV SOLUTIONS
11675 RIDGELINE DRIVE
COLORADO SPRINGS, CO 80921

WWW.LIBAV.COM
(800) 530-8998

UNIT: mm	TITLE: Assembly Specification CBL, ASY, LAN
SCALE: None	PART NUMBER: PCE5BXXXCC
UNLESS OTHERWISE SPECIFIED TOLERANCES: x ±.015 xx ±.010 xxx ±.005 ANGLE ± 1°	DR. RP CH. RP
SHEET 1/1	DWG. #: LWC-ASY-00042 AP. RP