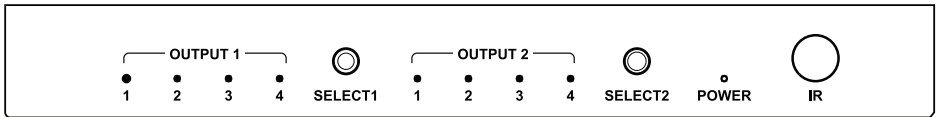

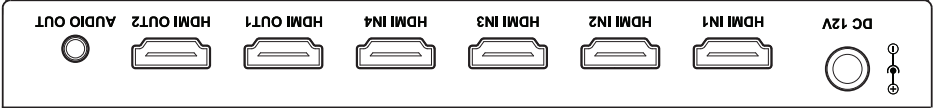




# DIGITALINX

## DL-S42 Installation Guide



### Included Accessories

- Installation Guide
- Power Supply
- Mounting Brackets with Screws (Pair)
- IR Remote

The DigitaLinx DL-S42 is a four input by two output slim HDMI matrix with Ultra HD 4K support. The DL-S42 is HDCP 1.4 compliant and supports resolutions up to 4K@30Hz and 1080p@60Hz. Built-in diagnostic LEDs ensure hassle-free and robust installations.

The DL-S42 features two advanced technologies: automatic EDID management, which provides Copy/Fixed EDID options for different resolution outputs, and HDCP management, which authenticates HDCP encryption between all devices, ensuring the HDMI source reliably outputs correct content for display.

The matrix switcher supports CEC control to turn on/off the TV and offers a stereo audio output. The 12 volt power supply is secured with a screw-on connector to prevent the power from being accidentally disconnected.

## Instructions

1. Verify all components included with the matrix switcher are present before installation.
2. If the matrix switcher is going to be permanently mounted to a surface, attach the included mounting brackets.
3. Turn off power and disconnect the audio/video equipment by following the manufacturer's instructions.
4. Connect HDMI source devices (such as a Blu-Ray, game consoles, media server etc.) to the input ports of the matrix using quality HDMI cables.
5. Connect HDMI display devices (LED/LCD display or projector) to the output ports of the matrix.
6. Connect the audio out to an audio system, audio is de-embedded from HDMI Out 2.
7. Connect the included power supply to the matrix switcher and lock the power supply to the power connector by twisting the locking collar clockwise.
8. Power on attached audio/video devices.

# IR Remote Functionality

The included remote control can be used to turn on and off a CEC-enabled display device and to switch the HDMI source for each display device.

The internal battery inside the remote control of our device is packaged by insulation slice, please remove the insulation slice before use.

Please make sure that the remote is pointed directly at the IR receiver window.



**TV1, TV2 :** Turn on/off CEC enabled display device.

**Arrows :** Select previous/ next source input.

**1-4 Selection :** Select a specific source input.

## Important notice:

- Do not attempt to disassemble or alter the extender housing. There are no user-serviceable parts inside the unit. Doing so will void your warranty.
- To minimize the possibility of equipment damage from electrostatic discharge (ESD), all source and destination equipment must be powered off during installation.
- Do not connect the extender to a telecommunication outlet wired to unrelated equipment. Doing so may damage the unit or any connected equipment. Ensure all connected twisted pair cabling is straight-through (point-to-point).
- Allow proper ventilation to reduce the risk of thermal failure.

## Technical Specifications

Supported Audio and Video	
Maximum Video Compatibility	480i, 480p, 576i, 576p, 720p, 1080i, 1080p, 1920x1200@60Hz, 3840 x 2160@30Hz, 4096 x 2160@30Hz
Input/output	4 x HDMI IN, 2 x HDMI OUT 1 x Audio OUT, 1 x IR Remote
Input/output Signal Type	HDMI 1.4
Video Compliance	HDCP 1.4
Chassis and Environmental	
Dimensions	182mm x 22 mm x 77 mm (7.16 in. x 0.86 in. x 3.03 in.)
Weight	0.34kg
Operating Temperature	32°F ~ 113°F (0°C ~ 45°C)
Storage Temperature	-4°F ~ 140°F (-20°C ~ 70°C)
Operating Humidity (Environment)	10 % to 90%, Non-condensing
Power	
ESD Protection	Human-body Model: 8Kv (Air-gap discharge)/ 4Kv (Contact Discharge)
Power Supply Output Voltage	DC12V1A
Power Consumption	5W (Max.)
Regulatory	CE
Other	
Standard Warranty	2 Years
Included Items	Installation Guide, Power Supply, Mounting Brackets with Screws (Pair), IR Remote



**LIBERTY**  
**AV SOLUTIONS**<sup>®</sup>

A SUBSIDIARY OF WESCO DISTRIBUTION, INC.

11675 Ridgeline Dr.

Colorado Springs, CO 80921

Toll-Free: 800-530-8998

Fax: 719-260-0075

[www.libav.com](http://www.libav.com)

rev 161005